



Hampton Park Library Access Key

Updated October 2024



<u>Guidelines</u>	3
<u>Communication Board</u>	4
<u>Did You Know?</u>	5
<u>Getting There</u>	6
<u>Parking</u>	7
<u>Welcome</u>	8
<u>Entry</u>	9
<u>Staff</u>	10
<u>Toilets</u>	11
<u>Library Membership</u>	12
<u>Library Collection</u>	13
<u>Borrowing Items Self-Checkout Machine</u>	14
<u>Borrowing Items Customer Service Counter</u>	15
<u>Program of Events</u>	16
<u>Library Services</u>	17
<u>Computers</u>	18
<u>Adding Credit to a Membership</u>	19

<u>Printing</u>	20
<u>Photocopying</u>	21
<u>Scanning</u>	22
<u>Returning Items</u>	23
<u>Accessibility</u>	24
<u>Safety</u>	25
<u>Contact Us</u>	26

AFFL	Above Finished Floor Level.
Genre	A style or category of art, music, or literature.
PIN/Password with	Personal Identification Number. Issued every new library membership.



Guidelines

Thank you for choosing to use an Access Key for Hampton Park Library.

For your Access Key to be successful, we recommend you follow these guidelines:

- Access Keys are available online to help you prepare for your visit in advance.
- Access Keys can be read independently, or discussed with a friend, family member or carer to prepare for the visit.
- Access Keys can be used after your visit to reflect on your experience.
- Accessibility information is located on page [25](#).
- Safety information is located on page [26](#).
- Download Access Key in its entirety - 27 pages in total.





COMMUNICATION BOARD

Accessible Toilet



Deaf / Hard Of Hearing



No English



Time



Quiet Place



Toilet



Rest Area



Phone



Shop



Bus



Membership



Book an Event



Wi-Fi



I Want



How Much?



Yes / No Question



Write it Down



Something is Wrong



First Aid



I Need Help





Did you know?

Hampton Park Library is operated by Connected Libraries and proudly supported by City of Casey.
Hampton Park Library is one of six libraries operated by Connected Libraries.

All Connected Libraries are a part of the [Libraries Victoria Network](#) giving members access to more public library catalogue items.

Library Services

- 4-Week loans with a limit of borrowing 200 items including books, audiobooks and books/CDs/kits.
- 2-Week loans for unlimited magazines, DVDs and CDs.
- Borrow up to 10 e-Books and up to 10 e-Audiobooks per member and per supplier.
- Unlimited downloads of e-Magazines.
- Computers and printing/photocopying services (black and white/colour) and scanning.
- Free Wi-Fi.
- Guided tours of Hampton Park Library can be arranged by prior appointment.

Please call (03) 8788 8500 and enquire with the Library team.

Useful Links

- [Book a Meeting Room](#)
- [Book Groups](#)
- [Connected Libraries Events](#)
- [Code of Conduct](#)
- [Contact Us](#)
- [Home Library Service](#)
- [Kanopy](#)
- [Library Catalogue](#)
- [Membership Terms & Conditions](#)

Hampton Park Library is located at 22 Stuart Avenue, Hampton Park, behind Hampton Park Shopping Centre.

[See Google Map reference here.](#)

The nearest bus stop is located approximately 200 metres from the library, on Stuart Avenue.

For information on how to get to Hampton Park Library, please visit [Public Transport Victoria](#).





Parking



The most convenient parking for Hampton Park Library is located directly outside the entrance.

There is:

- General parking with no restrictions.
- Two accessible bays approximately 15 metres from the entrance.

Overflow parking is located within the Hampton Park Shopping Centre.



Welcome

Welcome to Hampton Park Library.

We are open 6 days a week with the exception of public holidays.

For information on opening hours please visit the [website](#).

There is a small undercover area located directly outside the entrance.





Entry

Entry into Hampton Park Library is via two sets of glass automated doors:

Enter the foyer via a set of double glass automated doors with a clearance of 1550mm. Veer to the left and pass through two security panels with a clearance of 860mm. Then, enter the library via a single glass automated door with a clearance of 1020mm.

There is a library customer service counter located directly to the right of the library entrance.

There is a visual Communication Board at the customer service counter to support confident communication.



Feel
Change in ground surfaces



Sounds
Automated Doors
People
Security panel alarm
Traffic

Sensory Guide


All staff wear lanyards and name badges.

A team of library staff are available to assist with any enquiries, bookings or to provide assistance.




- At Hampton Park Library, there is one set of toilets.
- Location: Within the foyer.
- Includes:
- One unisex, accessible toilet with artificial lighting.
 - Manual door opening inward. Door clearance of 870mm. Latch lock at 1200mm AFFL.
 - Cubicle space 2000mm x 1950mm.
 - Grab bar to the right and behind toilet.
 - Toilet height 470mm AFFL. Right hand transfer.
 - Sink height 760mm AFFL with lever tap at 880mm AFFL.
 - Baby change area.
 - Separate male and female toilet with sensor lighting.







Feel
Shared personal space



Sounds
Echo
Hand dryers
People
Toilet Flushing
Water running



Sights
Mirror/Reflection



Smells
Bathroom smells
Disinfectants



Library Membership

Joining the library is free and open to anyone.

Membership to this library also entitles you to use your library membership at other [Libraries Victoria Network](#) participating branches throughout Victoria. Look for the [Libraries Victoria Network](#) logo at participating branches.

You can sign up online or visit us in branch for a full library membership.

Online Membership

Online membership allows you to place holds online, and borrow up to 5 items. Click [here](#) to sign up for online membership.

Full Library Membership

Full library membership is issued in branch. Personal identification is required.

Limited membership, which restricts borrowing, is available for those who cannot provide identification.

Applicants under the age of 18 must have their membership application signed by a parent/guardian, unless they are an independent minor.

A library card will be given with each membership.

PIN numbers are generated with each new membership. PIN numbers can be changed. See staff for assistance.





Library Collection

Hampton Park Library has an extensive range of items available for loan including:

- Books (fiction and non-fiction)
- Large print books
- Audio books
- Magazines
- DVD's
- Book, magazine and newspaper collections in a range of languages. View our catalogue online or see staff to check if your language is available
- e-Books, e-Magazines, online movies, e-Audiobooks, music and learning resources all through our e-Collection
- Sustainable Home Audit Kit and Induction cooktops
- Lendable laptop and desktop computers are available

All items are catalogued. A library catalogue is a register of items.

There are touch screen catalogue computers available to look up item availability placed throughout the library. See staff for assistance.

The library catalogue can also be accessed through the main public computers in the library.

Members can search required items by author, title, subject or series. All book genre areas and adult non-fiction are categorised into sections.

Large print books are identified with an 'LP' on the book spine.

Book genre signage is placed at the end of aisles on the shelving units.

Items can be placed on hold using the catalogue computer, online or with library staff. Pick up locations can be selected accordingly.

Items can be renewed twice unless they are a Top Title or reserved by another member.



Borrowing Items Self-Checkout Machine

Members can independently borrow items using the self-checkout machines.

Hampton Park Library has 2 self-checkout machines located adjacent to the customer service counter.

To borrow items

1. Tap the screen and select 'Borrow Items'.
2. Scan your library barcode or select 'Manual Entry' to type in your membership number.
3. Place item on the pad, facing either way. If borrowing multiples, place all items on pad together (4 maximum at one time).
4. Loan is confirmed with a green tick. If a red circle with an error message is displayed, see staff for assistance.
5. Select 'Finish without receipt' or 'Finish with receipt' or 'Email Receipt'.

To renew items

1. Tap the screen and select 'Borrow Items'.
2. Scan your library barcode or select 'Manual Entry' to type in your membership number.
3. Select 'Menu'.
4. Tap 'View Account'.
5. Select 'On Loan'.
6. Tap the green 'Renew' button next to each item you wish to renew. A 'Renew all' button is available at the bottom of the screen.
7. Renew is confirmed with a green tick. If a red circle with an error message is displayed, see staff for assistance.
8. Select 'Finish without receipt' or 'Finish with receipt' or 'Email Receipt'.

Items can also be renewed [online](#) through the library website. Membership details are required.



Borrowing Items Self-Checkout Machine

These machines can also be used to check the status of a membership account.

To check account

1. Tap the screen and select 'Borrow Items'.
2. Scan your library barcode.
3. Tap 'View Account' to view items which are currently out on loan.
4. Tap 'View Reserved Items' to view items that are currently placed on hold for you.



Borrowing Items Customer Service Counter

Items can be borrowed at the customer service counter.

Membership details are required.

For information on borrowing, please click [here](#).

Items can be renewed twice unless they are a Top Title or reserved by another member.

Members with 6 or more overdue items will have their borrowing rights restricted.

Damaged or lost items incur a fee.





Program of Events

Hampton Park Library provide a program of regular events including:

- Pre-school programs.
- After school and school holiday programs.
- Young adult events.
- Technology and e-Learning.
- Craft groups.
- English as a Second Language groups.

Staff are on hand to provide assistance.

To find out what's on, patrons can pick up a What's On Guide from any of our six libraries or visit the [events page](#) on our website.

Online bookings can also be made [here](#).





Hampton Park Library offers a range of services for members.

Membership is required to access most of these services.

Printing and photocopying incur a fee.

These services are paid for using library membership with a credit balance.

Library services include:

- Computers
- Adding Credit to a Membership
- Printing
- Photocopying
- Scanning

Computer use with internet access is free with membership.

Hampton Park Library has 16 computers, plus 1 laptop dock.

Bookings are available [online](#) but are not required.

Bookings can also be made over the phone.

Call (03) 8788 8500.


Chairs with backrests are available.

Computer Use

- 1. Members are required to log into computers with their library card number and PIN/Password.
- 2. Members are requested to read and accept computer Terms and Conditions prior to use.
- 3. A convenient timer will be displayed on the home screen to advise how much time is left.

- To log into the free Wi-Fi
- 1. Select Library Free Wi-Fi.
 - 2. Enter your library card number and PIN/Password.
 - 3. Accept the 'Terms and Conditions'.





Feel
Heating/Cooling
Shared personal space



Sounds
Computers
People
Photocopier/printer



Adding Credit to a Membership

The Money Loader is used to add credit to a membership, located next to the photocopier.

To add money to your library card

- 1. Press ‘Add Balance’ on the screen
- 2. Scan your library card or select ‘Manual Entry’ to type your library number in

If paying with cash:

- 3. Select ‘By Cash’
- 4. Put your coins/notes in the machine
- 5. Press ‘Accept and Proceed’


If paying by card:

- 3. Select ‘By Eftpos’
- 4. Select your desired amount and press ‘Accept and Proceed’
- 5. Follow the prompts on the PIN pad

6. To collect your receipt, press ‘Yes’.

The Money Loader machine does not accept 5 cent coins.

Sensory Guide



Feel
Heating/Cooling
Shared personal space



Sounds
Computers
People
Photocopier/printer





Printing

Printing incurs a fee. Hampton Park Library has one printer.
It is located within the public computer area next to the Money Loader Machine.

Every computer is linked to the library printer. Documents can also be printed from a USB or uploaded via a mobile device via web print.

If printing from a library computer

1. Select 'My Print Jobs'.
2. Select the document you want to print. If your document does not appear, see staff.
3. Select 'Print' to print the document.

If printing from a USB

1. Select 'My Print Jobs'.
2. Insert your USB on the side of the printer and wait a few seconds for the USB menu to appear.
3. Select 'Continue' once the USB menu appears.
4. Select the document you would like to print.
5. Select 'Print'.
6. Select the print colour (black and white/colour), paper size (A3 or A4) and number of copies (using the keypad).
7. Press the start button to print the document. Remove USB when finished.



Sensory Guide



Feel

Heating/Cooling
Shared personal space



Sounds

Computers
People
Photocopier/printer



Photocopying

- Photocopying incurs a fee.
- Hampton Park Library has one photocopier. It is located in the public computer area next to the Money Loader machine.
- A black and white or full colour photocopying service is available.
- Library paper only to be used.
1. Members must have a credit balance on their membership.
 2. Scan library card.
 3. Select copy.
 4. Position your document face down on the glass.
 5. Select the print colour (black and white/colour), the paper size (A3 or A4) and the number of copies (using the keypad).
 7. Press the start button to copy the document.
 8. When finished, remember to remove copies and originals and log out.

Instructions are displayed on the control panel.





Scanning

The photocopier is used to scan documents. There is no fee to scan.

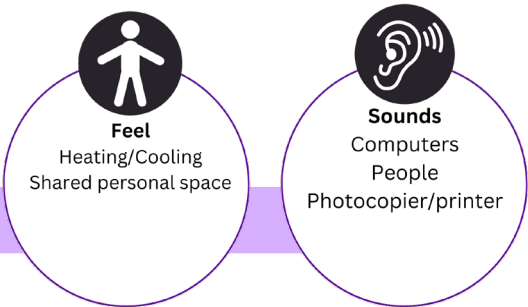
If scanning to a USB

1. Scan library card.
2. Select 'Use Copier'.
3. Select 'Continue' once the USB menu appears.
4. Select 'Store File'.
5. Position your document face down on the glass.
6. Select the scan colour (black and white/colour), the document size (A3 or A4) and the file type (for example, PDF).
7. Press the start button to scan document.
8. Select 'Remove USB Drive'
9. Remove USB when finished.

If scanning to email

1. Scan library card.
2. Select 'Use Copier'.
3. Select 'Send'.
4. Select 'Enter Destination Email'.
5. Enter the email address you would like the scanned document to be sent to.
6. Select 'OK'.
7. Position your document face down on the glass.
8. Select the scan colour (black and white/colour), the document size (A3 or A4) and the file type (e.g. PDF).
9. Press the start button to scan the document.
10. If scanning multiple pages at once, speak to staff for assistance.

Sensory Guide





Returning Items

Items can be returned in branch during opening hours.

A return chute is located immediately upon entry into the library, at the customer service counter, on the right, at a height of 1000mm AFFL.

An external return chute is available 24 hours a day, 7 days a week. It is located outside the library, to the left of the entrance, at a height of 1200mm AFFL.

If registered to receive notifications, Connected Libraries will notify members of holds and overdue by email, SMS or phone.

Items can also be returned to any Connected Libraries location or a library belonging to the [Libraries Victoria Network](#).



Accessibility

- Phone and internet booking system
- Customer service counter at a height of 900mm AFFL.
- Additional low height customer service counter at a height of 750mm AFFL located to the left of the main customer service counter. Chairs with backrests are available here.
- Pen and paper for exchange of information available at customer service counter.
- Staff available to read information to patrons if required.
- Printed information may be provided in large print. See staff for assistance.
- Wide internal walkways.
- Clear space between furniture to maneuver a mobility aid.
- Space for persons in a wheelchair to sit with friends.
- Acceptance of Companion cards.
- Assistance animals welcome.
- Self-checkout machine operating height at 1330mm AFFL.
- Chairs with backrests, armrests, couches, stools and children's furniture available for seating.
- Study desks available. Clearance of 660mm x 800mm.
- Computer desks available. Clearance of 700mm x 420mm.
- Drinking fountain located in foyer at a height of 1050mm AFFL.
- Entrance to the meeting room from the library is via a set of manual double doors opening inward. Singular door clearance of 790mm. Double clearance of 1580mm.
- Entrance to the meeting room from the foyer is via a set of manual double doors opening outward. Singular door clearance of 800mm. Double clearance of 1600mm.
- We encourage visitors to park prams and mobility aids in the foyer if required - at owners own risk.
- Interpreter service available. Please call the Translating and Interpreting Service (TIS National) on 131 450 and ask them to telephone Hampton Park Library (03) 8788 8500.
- Hampton Park Library can sometimes attract large volumes of people, especially during after school hours, school holidays and while events are on. If you start to feel overwhelmed by levels of noise, please speak to a staff member who will be happy to assist you in finding a quiet place.



Safety

- Contrast decals at 1290mm to 1390mm AFFL on double automated glass doors to enter the foyer from outside.
- Two sets of contrast decals on single glass automated door to enter the library from the foyer. The first at 780mm to 880mm AFFL. The second at 1290mm to 1390mm AFFL.
- Flat surface throughout library.
- Terrain varies between carpet and tiling.
- No contrast on internal window of emergency exit door.
- Artificial and natural lighting throughout.
- All staff have Working with Children Checks.
- Children must be supervised at all times.
- Objects throughout include book display cabinets, book trolleys and furniture.
- It is requested that all visitors and members move throughout the library in an orderly manner, walking only.
- Library staff may not be first aid trained.
- In the event of an emergency, staff will help and direct members and visitors. If there is to be an evacuation, members and visitors will be directed to the nearest exit and designated assembly area.
- Evacuation maps are place throughout the library.
- Connected Libraries are required to meet government advice during the COVID pandemic. See [our website](#) to check on opening hours and services available.





Contact us

Hampton Park Library

26 Stuart Avenue,
Hampton Park Victoria 3976

Phone 1800 577 548

Enquiries connectedlibraries.org.au/contact/

Website connectedlibraries.org.au/

**CONNECTED
LIBRARIES**

