


Tinies Time Growing Food Kit Contains


Books




Peppa's Vegetable Garden by Lauren Holowaty




Miffy's Garden by Dick Bruna




Maisy Grows a Garden by Lucy Cousins




Goodnight Veggies by Diana Murray & Zachariah Ohora



One Little Lot by Diane Mullen



Thank You Garden by Liz Garton Scanlon



Little Seeds by Charles Ghigna

Songs and Rhymes

- Dig a Little, Dig a Lot
- Dingle Dangle Scarecrow
- Eat an Apple
- Farmer Plants Some Seeds
- First You Take a Seed
- Five Little Flowers
- Five Little Peas
- Flowers Grow Like This
- Grow, Grow, Grow a Garden
- It's Harvest Time
- It's Harvest Time (variation)
- Little Seed in the Ground
- My Garden
- One Little Flower
- Planting Time
- Seeds
- There's Something in my Garden
- This is my Garden
- This is the Way We Plant Our Seeds
- To Market, To Market
- Watermelon Patch
- We're Going to Dig, Dig, Dig

Activities



Songs and Rhymes

DIG A LITTLE, DIG A LOT

Dig a little, dig a lot.
Dig a brand new garden spot.
Plant a little, plant a lot.
Plant the seeds and bulbs you bought.
Wait a little, wait a lot.
Wait much longer than you thought.
Pick a little, pick a lot.
Share the best bouquet you've got!

DINGLE, DANGLE SCARECROW (tinies)

When all the cows were sleeping,
and the sun had gone to bed.
Up jumped the scarecrow,
and this is what he said:
I'm a dingle, dangle scarecrow,
with a flippy, floppy hat.
I can shake my hands like this,
and I can shake my feet like that.

When all the hens were roosting,
and the moon behind a cloud.
Up jumped the scarecrow,
and shouted very loud:
I'm a dingle, dangle scarecrow,
with a flippy, floppy hat.
I can shake my hands like this,
and I can shake my feet like that.

EAT AN APPLE

Eat an apple (right hand to mouth).
Save the core (right hand into fist).
Plant the seeds (scatter over ground),
and grow some more (extend arms up)!

FARMER PLANTS SOME SEEDS

The farmer plants the seeds,
the farmer plants the seeds,
hi, ho, the dairy-o,
the farmer plants the seeds.

The sun comes out to shine,
the sun comes out to shine,

hi, ho, the dairy-o,
the sun comes out to shine.

The rain begins to fall,
the rain begins to fall,
hi, ho, the dairy-o,
the rain begins to fall.

The seeds begin to grow,
the seeds begin to grow,
hi, ho, the dairy-o,
the seeds begin to grow.

The vegetables are here,
the vegetables are here,
hi, ho, the dairy-o,
the vegetables are here.

The farmer digs them up,
the farmer digs them up,
hi, ho, the dairy-o,
the farmer digs them up.

Now it's time to eat,
yes! Now it's time to eat,
hi, ho, the dairy-o,
yes! Now it's time to eat.

Reference song: <https://www.youtube.com/watch?v=cRhGOdqWllo>

FIRST YOU TAKE A SEED

To the tune of 'Row, Row, Row Your Boat'

First you take a seed,
and plant it in the ground.
A raincloud comes and waters it all around.
The sun comes out to shine,
bright without a sound.
And in just a few days a flower will be found.

REPEAT X2

FIVE LITTLE FLOWERS

Five little flowers,
standing in the sun.
See their heads nodding,
bowing one by one.
Down, down, down,
comes the gentle rain.
And the 5 little flowers lift up their head again!

FIVE LITTLE PEAS

Five little peas in a pea-pod pressed.
One grew, two grew and so did all the rest!
They grew and grew and did not stop.
Until one day the pod went POP!

FLOWERS GROW LIKE THIS

Flowers grow like this (cup hands).
Trees grow like this (spread arms).
I grow (jump up and stretch) just like that!

GROW, GROW, GROW A GARDEN

To the tune of 'Rowl Row, Row Your Boat'

Grow, grow, grow a garden,
grow it nice and tall.
The sun shines bright,
to give it light,
and it will grow to fall.

Grow, grow, grow a garden,
grow it nice and green.
The rain will help our garden grow,
to the biggest you've ever seen.

The plant in the ground,
will get the food that's found,
from the dirt,
yes the dirt,
that's spread all around.

And plants drink water too,
they are just like you.
And when the rain comes pouring down,
that's just what they do.

Grow, grow, grow a garden,
grow it nice and tall.
The sun shines bright,
to give it light,
and it will grow to fall.

Grow, grow, grow a garden,
grow it nice and green.
The rain will help our garden grow,
to the biggest you've ever seen.

And out comes the sun,
to dry up all the rain.
And give the plants their energy,

to help them through the day.
Yes day after day,
the garden finds a way,
to grow itself big and strong,
a beautiful bouquet.

Grow, grow, grow a garden,
grow it nice and tall.
The sun shines bright,
to give it light,
and it will grow to fall.

Grow, grow, grow a garden,
grow it nice and green.
The rain will help our garden grow,
to the biggest you've ever seen.

Plants grow food,
vegetables and fruit,
that we pluck, from their vines,
that you can chop and chew.
Absolutely fresh,
tasty and delicious,
healthy treats we like to eat and totally nutritious.

Grow, grow, grow a garden,
grow it nice and tall.
The sun shines bright,
to give it light,
and it will grow to fall.

Grow, grow, grow a garden,
grow it nice and green.
The rain will help our garden grow,
to the biggest you've ever seen.

Reference song: <https://www.youtube.com/watch?v=zdBPH7Dj1bc>

IT'S HARVEST TIME

The farmer gathers his corn today (sway arms),
It's harvest time (sway arms)!
The farmer gathers his corn today (sway arms),
it's harvest time (sway arms)!
It grows up high, turns golden brown (arms up high),
then he comes and cuts it down (chopping up action).

The farmer gathers his apples today (mime picking apples),
it's harvest time (mime picking apples).
Red and rosy, juicy and sweet (pretend to eat apple),
lots of apples for us to eat (pretend to eat apple)!

Reference song: <https://www.youtube.com/watch?v=LhEAOvI6ycM&t=9s>

IT'S HARVEST TIME

Come along with me.
It's harvest time.
Come along with me.
It's harvest time.
Let's go pick some vegetables and fruits.
Let's go explore some stems and roots.

Come along with me now everyone.
Let's go have some fun in the sun.
Fruit and vegetables are good to eat.
They come in lots of colours.
And they're crunchy and sweet!

LITTLE SEED IN THE GROUND

Little seed in the ground (crouch down on the floor),
sitting so still (stay crouching).
Little seed will you sprout?
Yes, I will (jump up)!

MY GARDEN

This is my garden,
I'll plant it with care.
Here are the seeds,
I'll plant in there.
The sun will shine,
the rain will fall.
The seeds will sprout,
and grow up tall.

ONE LITTLE FLOWER

One little flower, growing just for you.
Up came another, and then there were two.
Two little flowers, growing near a tree.
Up came another, and then there were three.
Three little flowers, growing more and more.
Up came another, and then there were four.
Four little flowers, growing side by side.
Up came another, and then there were five!

PLANTING TIME

To the tune of 'Row, Row, Row Your Boat'
Dig, dig, dig the earth (make digging motion),

then you plant the seeds (drop seeds).

A gentle rain (flutter fingers down)

and bright sunshine (circle arms above head)

will help your flowers grow (hold one arm parallel to ground and move other arm up behind it with fingers extended to represent a flower growing).

SEEDS

A little seed for me to sow.

A little earth to make it grow.

A little hole,

a little pat.

A little wish,

and that is that.

A little sun,

a little shower.

A little while later...

and then a flower!

THERE'S SOMETHING IN MY GARDEN

There's something in my garden.

Now what can it be?

There's something in my garden,

that I really can't see.

Hear it's funny sound,

a (animal sound) is what I found!

THIS IS MY GARDEN

To the tune of 'Twinkle Twinkle Little Star'

This is my garden (extend palm of hand face up).

I'll rake it with care (rake palm with 3 fingers from other hand).

And then some flower seeds (plant seeds on palm),

I'll plant there.

The sun will shine (circular action with other hand),

and the rain will fall (fingers from other hand flutter down).

My garden will blossom,

and grow straight and tall (grow fingers upwards).

THIS IS THE WAY WE PLANT OUR SEEDS

To the tune of 'Here We Go Round The Mulberry Bush'

This is the way we plant our seeds,

plant our seeds, plant our seeds.

This is the way we plant our seeds,

early in the morning.

This is the way the wind does blow,
wind does blow, wind does blow.
This is the way the wind does blow,
early in the morning.

This is the way the rain comes down,
rain comes down, rain comes down.
This is the way the rain comes down,
early in the morning.

This is the way the sun shines bright,
sun shines bright, sun shines bright.
This is the way the sun shines bright,
early in the morning.

This is the way the seed grows up,
seed grows up, seed grows up.
This is the way the seed grows up,
early in the morning.

This is the way we hoe the soil,
hoe the soil, hoe the soil.
This is the way we hoe the soil,
early in the morning.

This is the way we pick our beans,
pick our beans, pick our beans.
This is the way we pick our beans,
early in the morning.

TO MARKET, TO MARKET

To market, to market,
to buy some strawberries.
Home again, home again,
jiggety, jiggety jig.

To market, to market,
to buy some green beans.
Home again, home again,
jiggety, jiggety jig.

To market, to market,
to buy some apples.
Home again, home again,
market is late.

To market, to market,
to buy some broccoli.
Home again, home again,
market is done.

To market, to market,
to buy some pineapples.
Home again, home again,
jiggety, jiggety jig.

To market, to market,
to buy some tomatoes.
Home again, home again,
jiggety, jiggety jig.

Reference song: <https://www.youtube.com/watch?v=RdXlticrWWM>
(tune only; song has been adapted to better suit the topic).

WATERMELON PATCH

Watermelon, watermelon (make circle with arms),
on the vine, on the vine (wiggle arms).
Sweet and red and juicy, sweet and red and juicy (rub tummy),
please be mine! Please be mine (palms together, pleading).

WE'RE GOING TO DIG, DIG, DIG

We're going to dig, dig, dig.
Dig up all the ground.
We're digging up the ground.
We're digging all around.
We're going to dig, dig, dig.
Dig the whole day long.
Then we'll dig, dig, dig;
and sing our digging song.

We're going to rake, rake, rake.
Rake up all the leaves.
Rake up all the leaves,
that fall from all the trees.
We're going to rake, rake, rake;
rake the whole day long.
Rake, rake, rake,
and sing a raking song.

We're going to plant, plant, plant.
Plant some little seeds.
Plant some little seeds,
that's what the garden needs.
We're going to plant, plant, plant;
plant the whole day long.
Then they'll grow, grow, grow,
until they're big and strong.

Activities

GROWTH CHART

Materials:

- Growth chart template
- Vegetable and fruit images
- Scissors
- Glue

Method:

1. Chart can be handed out as a take home worksheet. m
2. Children can colour in the vegetables and fruits they are going to plant, cut these out and stick them around their chart.
3. Children can draw the fruit and vegetables onto their chart.
4. To use the chart:
 - a. Use different colour textas/pencils to show the growth of the item via the squares in the chart.
 - b. Draw what the growing plant looks like, using a different square for each day.

Example:



LIFE CYCLE OF A PLANT

Materials:

- Felt board
- Felt cloud and rain drops (pre-cut)
- Felt sun (pre-cut)
- Felt seed (pre-cut)
- Felt roots (pre-cut – 2 stages)
- Felt tree (pre-cut)

Method:

1. Ask for a volunteer to plant the seed.
2. Ask for a volunteer to help the seed sprout – place sun on board and then add a small sprout.
3. Ask for volunteer to help the seed sprout even more – place the cloud and raindrops on board and add a bigger sprout.
4. Ask for a volunteer to show us what the seed could grow into – place tree on board.

Example:



VEGGIE FELT BOARD

Materials:

- Felt board
- Felt seeds
- Felt vegetables
- Felt soil

Method:

1. Ask children what they would like to plant in our felt garden today.
2. Once decided, walk the children through the steps of planting fruits and vegetables in a garden.
3. Ask for a volunteer to lay the soil on the board.
4. Instruct all children to pick up their pretend shovel and make some holes in the soil so we can place the seeds in there.
5. Ask for a volunteer to put some seeds in the soil.
6. Instruct all children to pick up their pretend rake the cover the seeds with soil.
7. Ask for a volunteer to place more soil over the seeds on our board.
8. Instruct all children to pick up their pretend watering can and water the seeds so they will grow.
9. Explain to the children that we usually have to wait for a little bit of time for our veggies to grow but today, because the children have been so good at caring for the garden, we can already see some of the veggies we have grown!
10. Place the felt veggies on the board and ask for volunteers to 'pick' the veggies.
11. Name the veggies as they are picked.

Example:



VEGGIE GUESSING BAG

Materials:

- Vegetables – real or plastic
- Bag

Method:

1. Place vegetables into a bag.
2. Ask children to reach inside the bag to feel a vegetable. What are they feeling?

Alternative method – Blindfold children and place a vegetable in their hands. If using real vegetables, you can ask the child to identify the vegetable by touch, smell and taste.