


Tinies Time Social Connectedness Kit Contains

Books




Baz & Benz by
Heidi McKinnon




Playdate for Panda
by Michael Dahl



I Like to be Kind
by Marie Paruit



The Things I Love About
Friends by Trace Moroney



The Same but
Different Too
by Karl Newson

Songs and Rhymes

- A Family Finger Play
- Five Friends
- Friend of Mine
- Friends 1, 2, 3
- Hello Friends
- I Like You
- If You're Friendly
- It's So Nice To Have a Cuddle
- Let's Be Kind
- My Hands Say Hello
- Row, Row, Row Your Boat
- Said The Kind Kangaroo
- The More We Get Together
- What Do You Think My Name Is?
- When I Share
- When Someone Smiles At Me

Activities

Five Friends Template



Friends Template



Songs and Rhymes

A FAMILY FINGER PLAY

This is a family (hold up 1 hand, fingers spread).

let's count them and see,

how many there are,

and who they could be!

Count 1, 2, 3, 4, 5

This is the mother (touch pointer finger),
who loves everyone.

This is the father (touch big finger),
who is lots of fun.

This is my sister (touch ring finger),
she helps and she plays.

And this is the baby (touch little finger),
he's growing each day.

But who is this one (touch thumb)?
He's out there alone.

Why, it's Jackie the dog!

And he's chewing a bone (wiggle thumb).

FIVE FRIENDS

Need friends props to use during song.

Five good friends went out to play.

It was a bright and sunny day.

One good friend said, "I can't stay".

Then there were four friends left to play.

Four good friends went out to play.

It was a bright and sunny day.

One good friend said, "I can't stay".

Then there were three friends left to play.

Three good friends went out to play.

It was a bright and sunny day.

One good friend said, "I can't stay".

Then there were two friends left to play.

Two good friends went out to play.

It was a bright and sunny day.

One good friend said, "I can't stay".

Then there was one friend left to play.

One good friend went out to play.
It was a bright and sunny day.
One good friend said, "I can't stay".
Then there were no friends left to play.

FRIEND OF MINE

To the tune of 'Mary Had A Little Lamb'

Will you be a friend of mine,
friend of mine, friend of mine?
Will you be a friend of mine and (action) around with me?

(Name) is a friend of mine,
friend of mine, friend of mine.
(Name) is a friend of mine,
who (action) around with me.

FRIENDS 1, 2, 3

Friends, friends 1, 2, 3.
All my friends are here with me.
You're my friend, and you're my friend.
Friends, friends 1, 2, 3.
All my friends are here with me.

Reference song: <https://www.youtube.com/watch?v=QaIth9NEQ38>

HELLO FRIENDS

Sign language song – reference <https://www.youtube.com/watch?v=srTwzQOI3mY>

Hello friends.
Hello friends.
Hello friends.
It's time to say hello.

I LIKE YOU

I like you, I like you!
Yes I do, yes I do!
Friends are for sharing!
Friends are for caring!
I like you, yes I do!

IF YOU'RE FRIENDLY

Sung to the tune of 'If You're Happy and You Know It'

If you're friendly and you know it,
clap your hands.
If you're friendly and you know it,
clap your hands.
If you're friendly and you know it,

and you really want to show it,
if you're friendly and you know it,
clap your hands!

IT'S SO NICE TO HAVE A CUDDLE

It's so nice to have a cuddle, with a person that you love.
Feels so good to have a snuggle, with a person that you love.
When I'm happy or in trouble, I run fast right on the double.
Just to sit and have a cuddle, with a person that I love.

It's so nice to have a cuddle, with a person that you love.
Feels so good to have a snuggle, with a person that you love.
When I'm happy or in trouble, I run fast right on the double.
Just to sit and have a cuddle, with a person that I love.

LET'S BE KIND

Let's be gentle, let's be kind.
We'll feel happier when we are kind.

Let's be caring, let's be kind.
We'll feel happier when we are kind.

Let's be patient, let's be kind.
We'll feel happier when we are kind.

Let's be gentle, let's be kind.
We'll feel happier when we are kind.

Reference song: <https://www.youtube.com/watch?v=2R65YATjflw>

MY HANDS SAY HELLO

My hands say hello,
my hands say hello.
Everytime I see my friends,
my hands say hello.

Can repeat with other body parts if desired.

ROW ROW ROW YOUR BOAT

Row, row, row your boat,
gently down the stream.
Merrily, merrily, merrily, merrily,
life is but a dream!

Row, row, row your boat.
Gently down the stream.
If you see a crocodile,
don't forget to scream!

Row, row, row your boat,
gently through a puddle.
If you see someone you love,
go and give them a cuddle!

Rock, rock, rock your boat,
gently to and fro.
Wibbly wobbly, wibbly wobbly,
into the water below.

Row, row, row your boat,
gently to the shore.
If you see a lion,
don't forget to roar!

SAID THE KIND KANGAROO

Said the kind kangaroo, "What can I do?
If I had a cradle, I'd rock it.
But my baby is so small, so I think after all,
I'll carry him around in my pocket!"

THE MORE WE GET TOGETHER

The more we get together, together, together.
The more we get together, the happier we will be.
Because your friends are my friends.
And my friends are your friends.
The more we get together, the happier we will be.

WHAT DO YOU THINK MY NAME IS?

What do you think my name is?
I wonder if you know?
My name is _____ (insert name)!
Hello, hello, hello, hello, hello, hello, hello.
Repeat as often you desire.

Reference song: https://www.youtube.com/watch?v=qPr_BHt1P14

WHEN I SHARE

When I share, I let you touch.
So please be careful. Thank you so much.
When I share, you know it's mine.
You give it back after a time.
We take turns, passing.
We take turns, playing.

When I share, we show and tell,
and play together very well.

When I share, you play with me.
I play with you, and others too.
We take turns, passing.
We take turns, playing.

When we share, we take turns.
We wait and watch.
We watch and learn.

WHEN SOMEONE SMILES AT ME

When someone smiles at me, I feel like smiling too.
When I see someone who is happy, I feel happy too.
Happy, happy me and happy, happy you.
When I see someone who is happy, I feel happy too.

When someone jumps near me, I feel like jumping too.
When I see someone who is jumping, I feel like jumping too.
Jumping, jumping me and jumping, jumping you.
When I see someone who is jumping, I feel like jumping too.

When someone claps near me, I feel like clapping too.
When I see someone who is clapping, I feel like clapping too.
Clapping, clapping me and clapping, clapping you.
When I see someone who is clapping, I feel like clapping too.

Activities

FRIENDSHIP BANNER

Materials:

- Template
- Pencils or textas
- String
- Stapler

Method:

1. Hand out a friend template to each child.
2. Allow time for child to colour in their 'friend'.
3. Ask parent/carer to write the child's name in the body of their 'friend'.
4. Attach friends together by punching a hole in one hand and using a tack. Display in the library.

Example:



FRIENDSHIP BUILDING BLOCKS

Materials:

- Different coloured blocks

Method:

1. Hand out 1 block to each child.
2. They will walk around the room looking for a child with a matching colour block.
3. When they find a friend with the same colour block, the 2 children should link arms and stay that way until everyone has found a buddy.

FRIENDS

Materials:


- Template
- Miscellaneous crafts – buttons, ribbons, fabric, wool etc.
- Pencils/textas
- Glue
- Scissors

Method:

Children – with the help of adults – can use whatever they like to decorate their friends.

Template:

Friends Template



FIVE FRIENDS

Materials:

- Template
- Textas/pencils
- Scissors
- Bamboo sticks (optional)
- Sticky tape (optional)

Method:*

**To be used with the Five Friends song*

1. Children can colour in their friends.
2. Children (or adults might need to help) will need to cut out their friends.
3. Option to have the children stick their friends onto bamboo sticks.
4. Sing the Five Friends song, using the friends we have just made.

Template:

Five Friends Template

