



Storytime Social Connectedness Kit Contains


Books




Friendship by Helen Mortimer




Monster in the Hood by Steve Antony



Friendship is Like a Seesaw by Shona Innes




You Are Enough by Margaret O'Hair



The Girls by Lauren Ace


Activities



August Acts of Kindness			
1. Bake cookies for a friend	2. Visit grandma	3. Stick a letter in a library book	4. Volunteer
5. PACK-A-BACKPACK: Send a thank you note	6. PICK UP TRASH	7. FEED THE BIRDS	8. SMILE
9. Give a hug	10. Donate old clothes	11. donate old books	12. Give a thumbs up
13. Open the door for someone	14. Draw a picture for someone	15. Walk a neighbor's dog	16. Don't complain all day
17. Give a compliment	18. Give someone a compliment	19. Leave a note of a message	20. HELP SOMEONE WITH GROCERIES
21. Draw a picture for someone	22. Walk a neighbor's dog	23. Donate to a food bank	24. HELP MOP UP
25. Give a compliment	26. PICK UP TRASH	27. FEED THE BIRDS	28. SMILE
29. Give a thumbs up	30. Give a compliment	31. Leave a note of a message	32. HELP SOMEONE WITH GROCERIES
33. Draw a picture for someone	34. Walk a neighbor's dog	35. Donate to a food bank	36. HELP MOP UP
37. Give a thumbs up	38. Give a compliment	39. Leave a note of a message	40. HELP SOMEONE WITH GROCERIES
41. Draw a picture for someone	42. Walk a neighbor's dog	43. Donate to a food bank	44. HELP MOP UP
45. Give a thumbs up	46. Give a compliment	47. Leave a note of a message	48. HELP SOMEONE WITH GROCERIES
49. Draw a picture for someone	50. Walk a neighbor's dog	51. Donate to a food bank	52. HELP MOP UP
53. Give a thumbs up	54. Give a compliment	55. Leave a note of a message	56. HELP SOMEONE WITH GROCERIES
57. Draw a picture for someone	58. Walk a neighbor's dog	59. Donate to a food bank	60. HELP MOP UP



Five Friends Template



Songs and Rhymes

- A Family Finger Play
- Five Friends
- Friend of Mine
- Friends 1, 2, 3
- Hello Friends
- I Like You
- If You're Friendly
- It's So Nice To Have a Cuddle
- Let's Be Kind
- My Hands Say Hello
- Row, Row, Row Your Boat
- Said The Kind Kangaroo
- The More We Get Together
- What Do You Think My Name Is?
- When I Share
- When Someone Smiles At Me

Songs and Rhymes

A FAMILY FINGER PLAY

This is a family (hold up 1 hand, fingers spread).

let's count them and see,

how many there are,

and who they could be!

Count 1, 2, 3, 4, 5

This is the mother (touch pointer finger),

who loves everyone.

This is the father (touch big finger),

who is lots of fun.

This is my sister (touch ring finger),

she helps and she plays.

And this is the baby (touch little finger),

he's growing each day.

But who is this one (touch thumb)?

He's out there alone.

Why, it's Jackie the dog!

And he's chewing a bone (wiggle thumb).

FIVE FRIENDS

Need friends props to use during song.

Five good friends went out to play.

It was a bright and sunny day.

One good friend said, "I can't stay".

Then there were four friends left to play.

Four good friends went out to play.

It was a bright and sunny day.

One good friend said, "I can't stay".

Then there were three friends left to play.

Three good friends went out to play.

It was a bright and sunny day.

One good friend said, "I can't stay".

Then there were two friends left to play.

Two good friends went out to play.

It was a bright and sunny day.

One good friend said, "I can't stay".

Then there was one friend left to play.

One good friend went out to play.

It was a bright and sunny day.

One good friend said, "I can't stay".

Then there were no friends left to play.

FRIEND OF MINE

To the tune of 'Mary Had A Little Lamb'

Will you be a friend of mine,

friend of mine, friend of mine?

Will you be a friend of mine and (action) around with me?

(Name) is a friend of mine,

friend of mine, friend of mine.

(Name) is a friend of mine,

who (action) around with me.

FRIENDS 1, 2, 3

Friends, friends 1, 2, 3.

All my friends are here with me.

You're my friend, and you're my friend.

Friends, friends 1, 2, 3.

All my friends are here with me.

Reference song: <https://www.youtube.com/watch?v=QaIth9NEQ38>

HELLO FRIENDS

Sign language song – reference <https://www.youtube.com/watch?v=srTwzQOI3mY>

Hello friends.

Hello friends.

Hello friends.

It's time to say hello.

I LIKE YOU

I like you, I like you!

Yes I do, yes I do!

Friends are for sharing!

Friends are for caring!

I like you, yes I do!

IF YOU'RE FRIENDLY

Sung to the tune of 'If You're Happy and You Know It'

If you're friendly and you know it,

clap your hands.

If you're friendly and you know it,

clap your hands.

If you're friendly and you know it,

and you really want to show it,

if you're friendly and you know it,

clap your hands!

IT'S SO NICE TO HAVE A CUDDLE

It's so nice to have a cuddle, with a person that you love.
Feels so good to have a snuggle, with a person that you love.
When I'm happy or in trouble, I run fast right on the double.
Just to sit and have a cuddle, with a person that I love.

It's so nice to have a cuddle, with a person that you love.
Feels so good to have a snuggle, with a person that you love.
When I'm happy or in trouble, I run fast right on the double.
Just to sit and have a cuddle, with a person that I love.

LET'S BE KIND

Let's be gentle, let's be kind.
We'll feel happier when we are kind.

Let's be caring, let's be kind.
We'll feel happier when we are kind.

Let's be patient, let's be kind.
We'll feel happier when we are kind.

Let's be gentle, let's be kind.
We'll feel happier when we are kind.

Reference song: <https://www.youtube.com/watch?v=2R65YATjflw>

MY HANDS SAY HELLO

My hands say hello,
my hands say hello.
Everytime I see my friends,
my hands say hello.

Can repeat with other body parts if desired.

ROW ROW ROW YOUR BOAT

Row, row, row your boat,
gently down the stream.
Merrily, merrily, merrily,
life is but a dream!

Row, row, row your boat.
Gently down the stream.
If you see a crocodile,
don't forget to scream!

Row, row, row your boat,
gently through a puddle.

If you see someone you love,
go and give them a cuddle!

Rock, rock, rock your boat,
gently to and fro.
Wibbly wobbly, wibbly wobbly,
into the water below.

Row, row, row your boat,
gently to the shore.
If you see a lion,
don't forget to roar!

SAID THE KIND KANGAROO

Said the kind kangaroo, "What can I do?
If I had a cradle, I'd rock it.
But my baby is so small, so I think after all,
I'll carry him around in my pocket!"

THE MORE WE GET TOGETHER

The more we get together, together, together.
The more we get together, the happier we will be.
Because your friends are my friends.
And my friends are your friends.
The more we get together, the happier we will be.

WHAT DO YOU THINK MY NAME IS?

What do you think my name is?
I wonder if you know?
My name is _____ (insert name)!
Hello, hello, hello, hello, hello, hello, hello.
Repeat as often you desire.

Reference song: https://www.youtube.com/watch?v=qPr_BHt1P14

WHEN I SHARE

When I share, I let you touch.
So please be careful. Thank you so much.
When I share, you know it's mine.
You give it back after a time.
We take turns, passing.
We take turns, playing.

When I share, we show and tell,
and play together very well.
When I share, you play with me.
I play with you, and others too.

We take turns, passing.

We take turns, playing.

When we share, we take turns.

We wait and watch.

We watch and learn.

WHEN SOMEONE SMILES AT ME

When someone smiles at me, I feel like smiling too.

When I see someone who is happy, I feel happy too.

Happy, happy me and happy, happy you.

When I see someone who is happy, I feel happy too.

When someone jumps near me, I feel like jumping too.

When I see someone who is jumping, I feel like jumping too.

Jumping, jumping me and jumping, jumping you.

When I see someone who is jumping, I feel like jumping too.

When someone claps near me, I feel like clapping too.

When I see someone who is clapping, I feel like clapping too.

Clapping, clapping me and clapping, clapping you.

When I see someone who is clapping, I feel like clapping too.

Activities

FIVE FRIENDS

Materials:


- Template
- Textas/pencils
- Scissors
- Bamboo sticks (optional)
- Sticky tape (optional)

Method*:

**To be used with the Five Friends song*

1. Children can colour in their friends.
2. Children (or adults might need to help) will need to cut out their friends.
3. Option to have the children stick their friends onto bamboo sticks.
4. Sing the Five Friends song, using the friends we have just made.

Template:



FRIENDSHIP HIGH 5s

Materials:

- Coloured paper
- Pencils or textas

Method:

1. Ensure all children have a coloured piece of paper and a texta.
2. Ask parents/carers to help the child trace one hand on the paper.
3. The child will need to put their name in the palm of their hand.
4. Children can work with their parents/carer to write things that make them a good friend in each of the fingers on their piece of paper.

Example:



CROWN OF FRIENDS

Materials:

- Template
- Coloured construction paper
- Pencils/textas
- Scissors
- Glue
- Glitter glue, stickers, gems (optional)

Method:

1. Cut out the template.
2. Use the template to trace friends onto construction paper. Trace the template 2 and a half times; this gives you a chain of 5 friends.
3. Cut out the friends from the construction paper.
4. Draw hair onto friends or use coloured paper to cut out hair and glue it onto the friends.
5. Use pencils/textas to add faces and clothes to the friends.
6. Put some gems on the crown. This can be done with textas/pencils, plastic gems, stickers, coloured paper or glitter glue.
7. Glue or tape the ends of the crown together so it fits snugly on your head.

Example:



COPYCAT

Materials: None

Method:

1. Ask children to form a circle.
2. The game begins when the facilitator taps a child on the shoulder.
3. That child performs an action or makes a sound. The other child copy this action/sound.
4. Continue tapping children on the shoulder, having them perform an action/sound and getting the other children to copy.
5. The game finishes when everyone has had a turn.

EVERYONE FITS IN HERE


Materials:

- Blank puzzle pieces (need to make ahead of time, no template)
- Textas/pencils
- Googly eyes
- Glue
- Duct tape (optional)
- Poster board (optional)

Method:

1. Colour in the puzzle piece.
2. Add googly eyes and a mouth.
3. To keep the puzzle together, duct tape the back or glue each piece onto a larger poster board.

Example:



FRIENDSHIP RECIPE WITH BRACELETS

Materials:

- Friendship Recipe
- Straws (<https://www.bigw.com.au/party/tableware/straws/c/720503>)
- String or pipe cleaners

Method:

1. Before the session, pre-cut the straws and string (if using) into pieces.
2. After reading a story about friendship, ask the kids if they want to be good friends.
3. Show kids the friendship recipe and explain that we are going to use it to make bracelets. These will show people we know how to be a good friend!
4. Ensure each child has a piece of string and can reach the various pieces of straws.
5. As you identify each component of the friendship recipe, direct the kids to pick up the matching colour straw and slide it onto their bracelet.

Example:



KINDNESS CALENDAR

Materials:

- Calendar template
- Textas

Method:

1. Read a story about kindness.
2. Explain to the children that we need to practice kindness.
3. Ask parents/carers to help the child think of a way we can be kind to another person.
4. Write ideas on the calendar template.
5. Once completed, ask each family to pick one activity they could do today to show kindness.
6. Display the calendar at the library to encourage other people to show random acts of kindness.

Example:

August Acts of Kindness				1
Bake cookies for a friend 2	Leave positive notes in a public place 3	Stick a letter in a library book 4	Volunteer 5	Give a COMPLIMENT 6
PACK-A-BACKPACK 7	Send a thank you note 8	PICK UP TRASH 9	Pull weeds for a neighbor 10	Make a PRAYER JAR 11
Give a hug 12	Donate old clothes 13	feed the birds 14	SMILE 15	Offer water to passerbys 16
WRITE MESSAGES WITH SIDEWALK CHALK 17	wave at strangers 18	give flowers 19	leave change ON a VENDING MACHINE 20	tell a joke 21
Open the door for someone 22	donate old books 23	Don't complain all day 24	HELP SOMEONE WITH GROCERIES 25	Do a sibling's chores 26
Draw a picture for someone 27	Walk a neighbor's dog 28	Donate to a food bank 29	HELP MOM OUT 30	BE KIND TO A STRANGER 31